

Integrating an Immunization Registry with WIC

Michael Runua, Indiana State Department of Health
Terry Hughes, STC



CHIRP

Children and
Hoosiers
Immunization
Registry
Program



Agenda

- CHIRP Background and Stats
- WIC Info
- Why integrate with WIC?
- The process and method





Indiana Registry Stats

Started February, 2002

801 Enrolled Users @ 128 sites
(87 public, 17 private, 24 schools)

Patients:	1,655,059	Shots:	12,912,981
< age 2:	88,213		
2-6:	381,835		
6-12	355,645		
12-19	407,813		
> age 19	421,556		





Indiana WIC Background

- 57 WIC Clinics
- 125,000 Participants
 - 28% Infants;
 - 46% Children
- 80% of IN WIC participants are Medicaid



Benefits of WIC Integrating w/CHIRP

- Target “High Risk” Kids
 - 80% of WIC kids are Medicaid
- Movement to integrate WIC with other public health data
- Certification once every quarter vs monthly



Benefits of CHIRP Integrating w/WIC

- WIC tired of interpreting shot records
- Reduce WIC training conducted by Immunization staff





The Process

- Discussions with WIC Director led to opportunity
- WIC / Immunization Program brainstormed Solution
- Vendor collaboration
- Time elapsed -> 4 months





The Solution...

- Batch File Transfer...
 - Demographic Data, WIC ID only–No Shots
 - Policy: If incentives, no shots entered (schools, vouchers, etc.)
- Modification to WIC App
 - Query message, “Up to date flag”, Forecast
- Modification to CHIRP App
 - Search, Forecast logic, Results Message
- Discussions: 4 months
- Development: 2 weeks



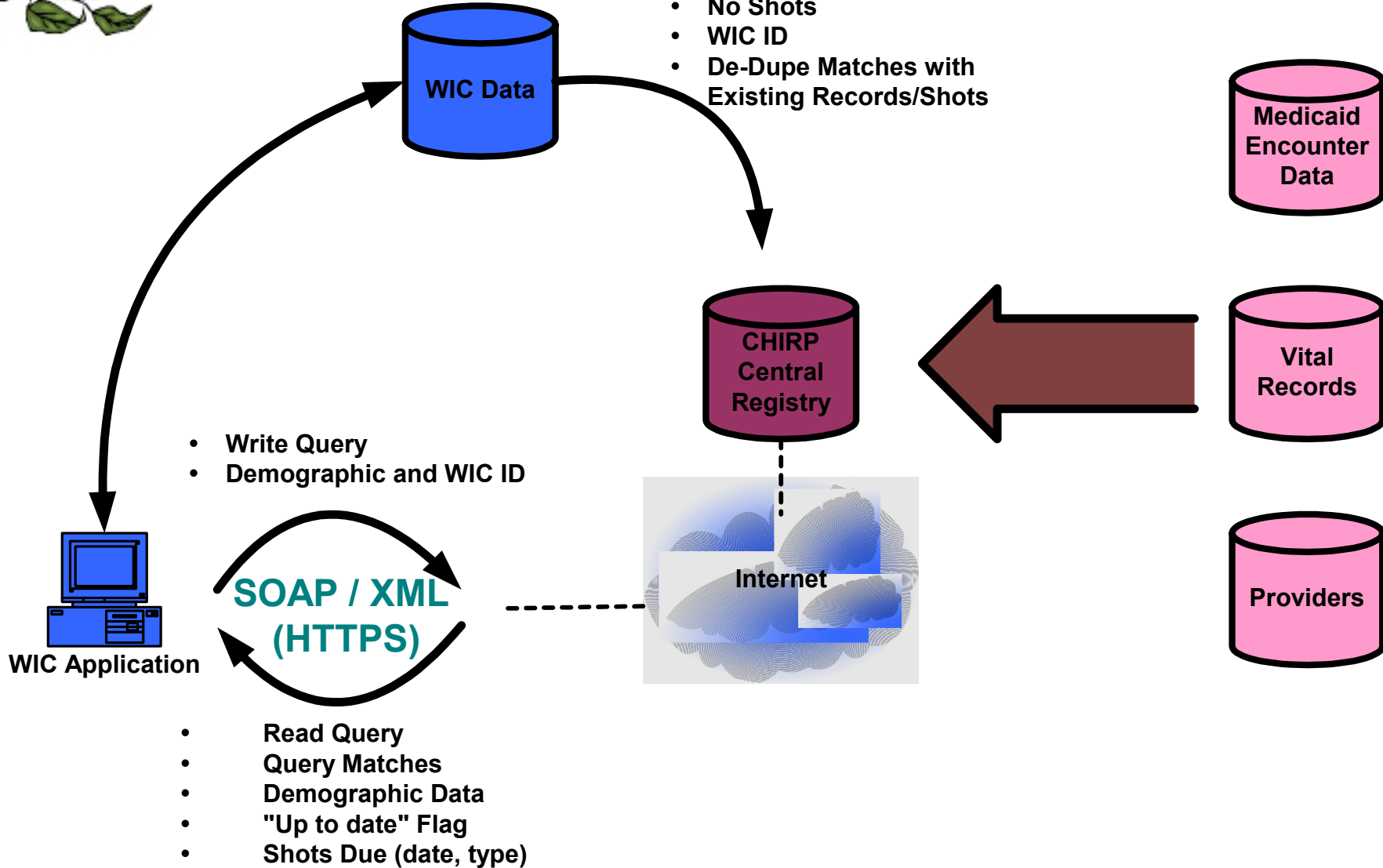
CHIRP
Children and
Hoosiers
Immunization
Registry
Program



CHIRP
Children and
Hoosiers
Immunization
Registry
Program

CHIRP / WIC Design

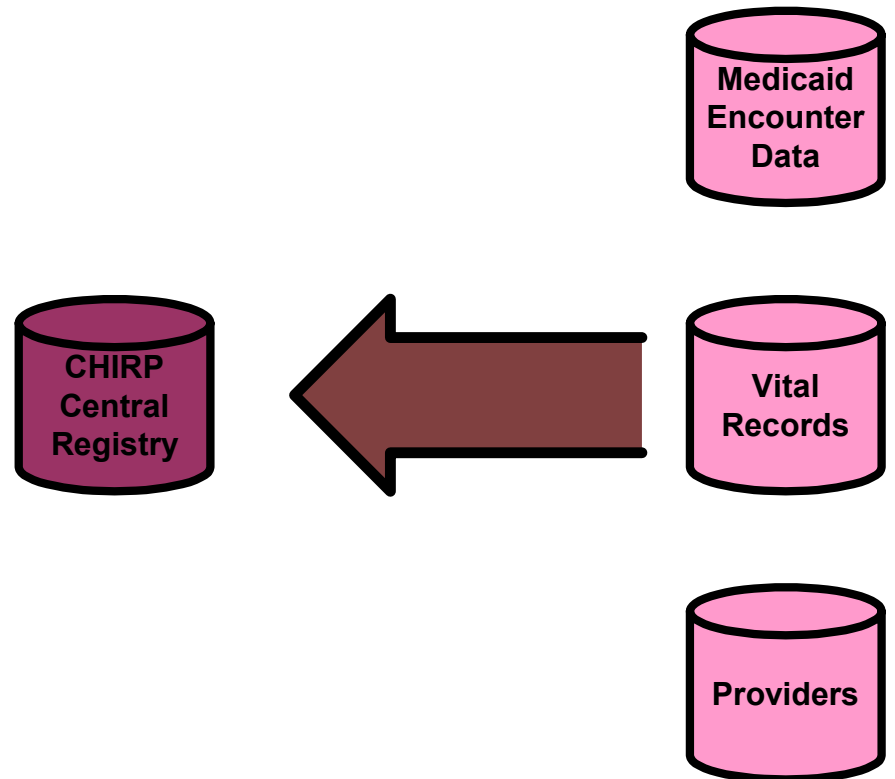
- Bi Weekly Batch Load
- Demographic Data
- No Shots
- WIC ID
- De-Dupe Matches with Existing Records/Shots





CHIRP
Children and
Hoosiers
Immunization
Registry
Program

CHIRP / WIC Design


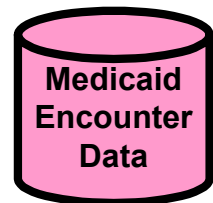
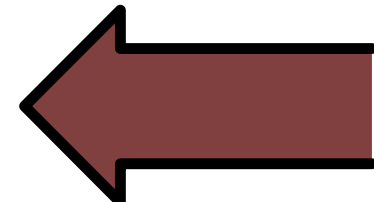
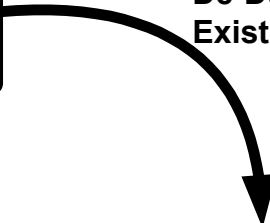





CHIRP
Children and
Hoosiers
Immunization
Registry
Program

CHIRP / WIC Design

- Bi Weekly Batch Load
- Demographic Data
- No Shots
- WIC ID
- De-Dupe Matches with Existing Records/Shots

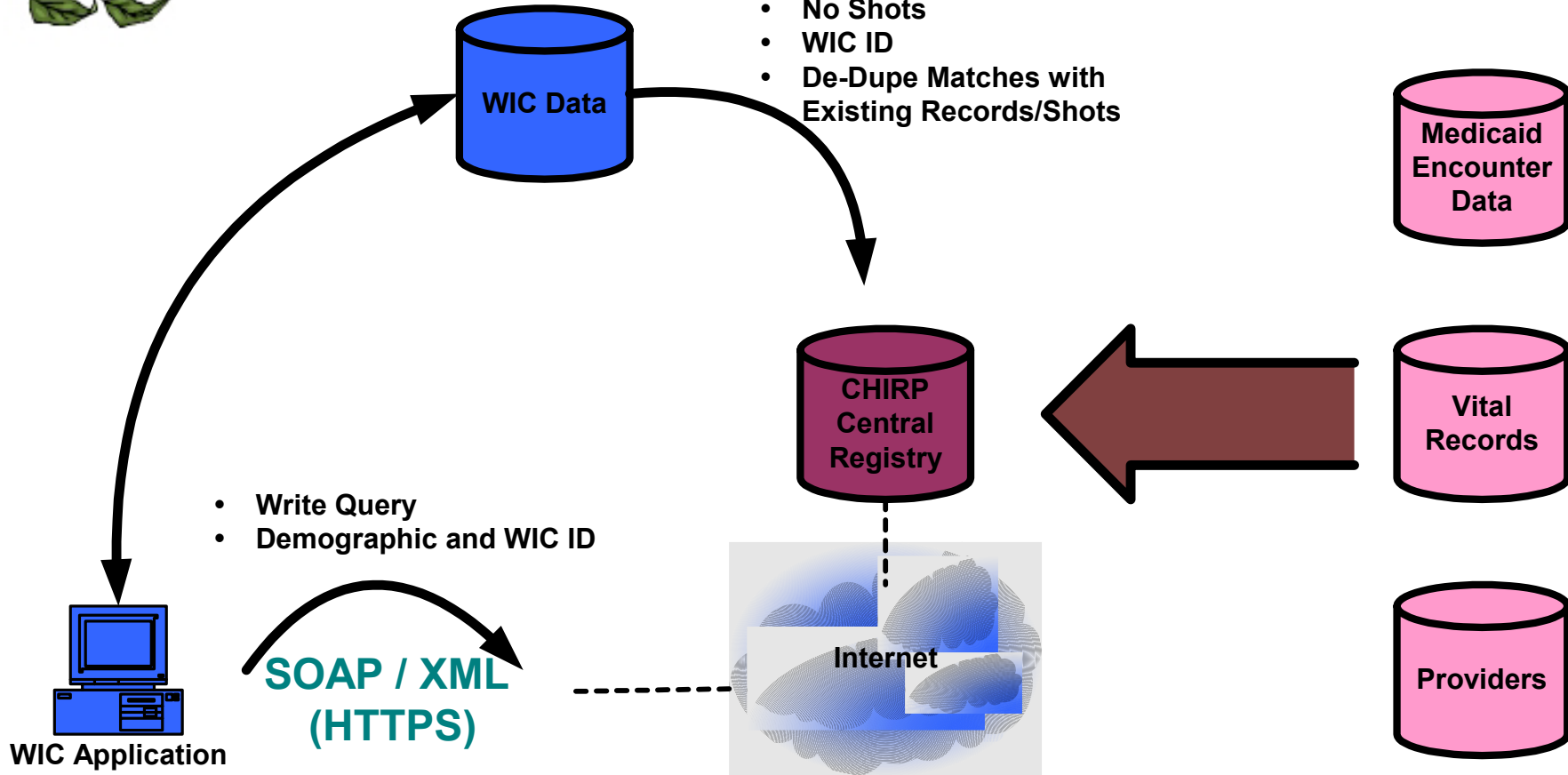




CHIRP
Children and
Hoosiers
Immunization
Registry
Program

CHIRP / WIC Design

- Bi Weekly Batch Load
- Demographic Data
- No Shots
- WIC ID
- De-Dupe Matches with Existing Records/Shots

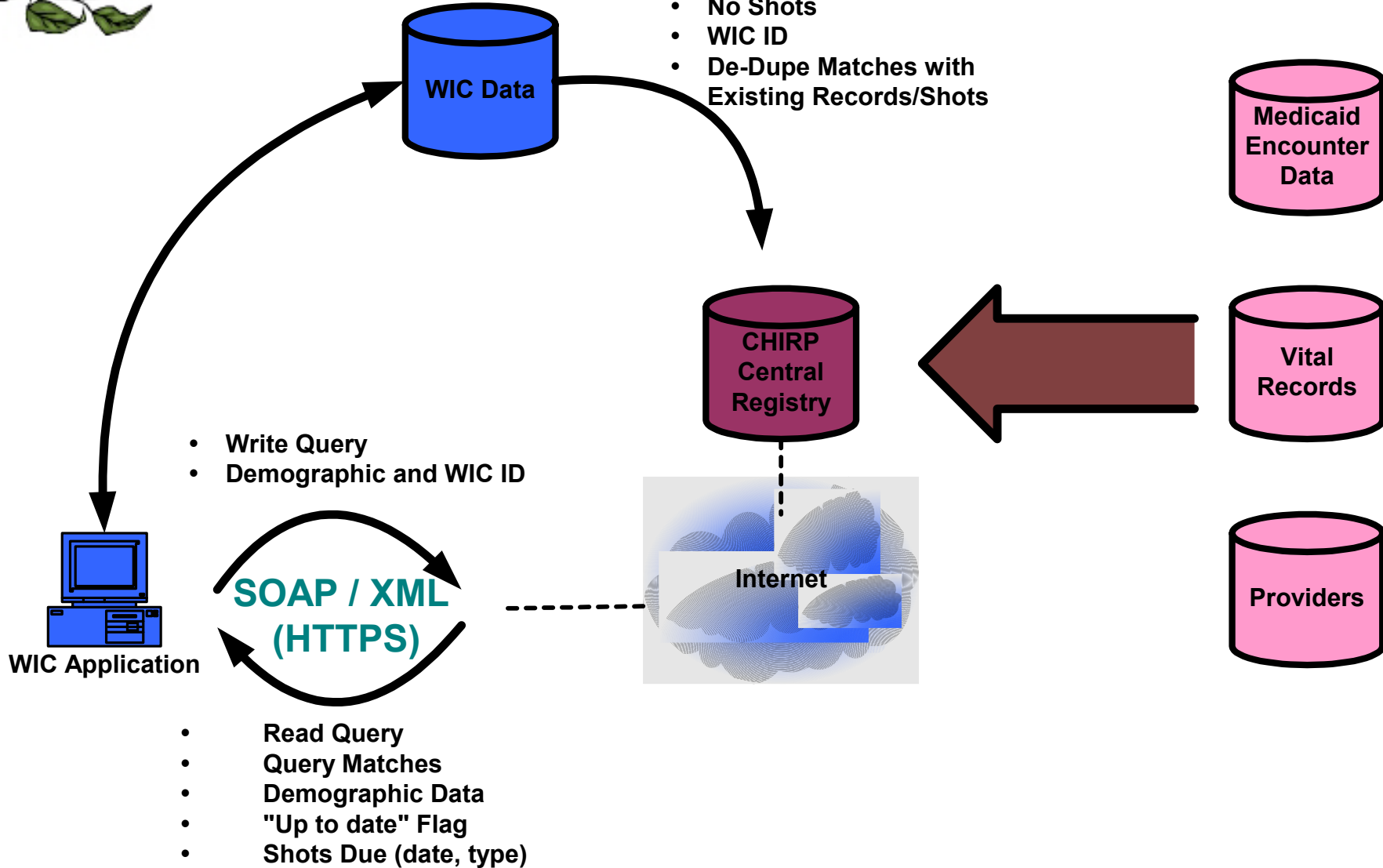




CHIRP
Children and
Hoosiers
Immunization
Registry
Program

CHIRP / WIC Design

- Bi Weekly Batch Load
- Demographic Data
- No Shots
- WIC ID
- De-Dupe Matches with Existing Records/Shots





CHIRP
 Children and
 Hoosiers
 Immunization
 Registry
 Program

Immunization Registry Candidates				
Candidates				
Participant Name	Date of Birth	Address	Phone Number	Guardian
JONES, MIKE A.	03/12/2000	300 MAIN STREET	(310) 555-8532	JONES, KATHY
JONES, MIKE A.	03/12/2000	300 BROADWAY	(310) 555-6654	JONES, MICHELLE
JONES, MIKE	03/12/2000	300 NORTH BENNINGTON	(310) 555-8122	JONES, MINDY

OK Cancel

Immunizations						
<input checked="" type="checkbox"/> Do Not Send to Registry		Reason Not Assessed/Updated <input type="text"/>				
Due Today		Future Dose		* - Done On-site		
Series	Dose 1	Dose 2	Dose 3	Dose 4	Dose 5	D
DTP	07/21/2000 DTP	03/20/2001 DTP	05/22/2001 DTP	02/20/2003 DTP	05/10/2005 DTP	
HBIG	02/20/2003 HBIG					
Hep A	02/20/2003 HEP A	08/19/2003 HEP A				
Hep B	05/12/2000 Hep B	07/28/2000 Hep B	03/20/2001 Hep B			
HIB	07/21/2000 HIB unspec	02/20/2003 HIB				
MMR	05/22/2001 MMR	05/10/2005 MMR				
Pneumo	02/20/2003 Pneumo Poly					
Polio	07/21/2000 IPV	03/20/2001 IPV	05/22/2001 IPV	05/10/2005 Polio		
Var	02/20/2003 Var					

Immunization Status Source [WIC](#)

Add Appointment... Print Add... Edit... Delete Close

You may edit this immunization information.



Results

- 196,757 WIC records transferred
- WIC staff training for new capability
- Evaluation in development

