



IDAHO DEPARTMENT OF HEALTH & WELFARE
DIVISION OF PUBLIC HEALTH

Tables & Graphs of Attitude and Barrier Responses

*How Perceptions of Barriers and Risks Influences the
Likelihood of STD Testing, Stratified by Gender and Age;
Boise, Idaho 2015*

Diana Gardner et al.

9/21/2016

Abstract: Perceived barriers and risks influencing STD testing in young adults in Boise, Idaho remains undefined. Young adults were surveyed in seven settings, with the goal of better understanding knowledge, attitudes and perceptions about STD testing in order to enhance STD prevention and diagnosis efforts in this population. A face-to-face survey was conducted containing 29 Likert-scale questions focused on knowledge, attitudes and perceptions toward STD prevention and diagnosis. Data was analyzed using SAS chi-square analysis with a 0.05 p value level of significance. Nearly 300 individuals completed the survey. There were 144 females and 139 males. Median age of participants was 20. Twice as many males stated they would not know where to get tested for STDs, compared to females (32% vs. 18%). More females 'reported likely to test' (RLT) if engaged in unprotected oral intercourse (46% vs. 35%), if their partner had a STD (94% vs. 85%), if they had intercourse with more than one person at a time (81% vs. 70%), or had intercourse while intoxicated (69% vs. 60%). Trending towards significance, more males RLT after engaging in unprotected or anal intercourse (41% vs. 32% p value 0.06). Over one-third of total respondents (37%) RLT if their roommate had a STD; 26% reported less likely to test if they had a new partner; and 30% reported less likely to test after having unprotected sex. Overall, 32% of respondents stated not knowing where to get tested, and 50% reported cost as a barrier. Results stratified by gender showed more females than males, overall, would seek testing in the same sexual risk circumstances. Respondents 17 years and younger were less likely to seek testing under the majority of circumstances. Findings of this study suggest that increased education for STD prevention and diagnosis is needed for young adults living in Boise, Idaho.

Respondent Demographics

Gender	Age				Gender Total
	17 or Younger	18-25	26 or Older	No response	
Female	47	63	34		144
Male	44	75	17	3	139
No response	1		3	9	13
Other	2	1	1		4
Age Total	94	139	55	12	300

Respondent Contact

Location	Gender				Age				All
	Female	Male	No response	Other	17 or Younger	18-25	26 or Older	No response	
Boise Outdoor Festival	18	32	10		15	27	10	8	60
Boise State campus	10	11				19	2		21
College classroom	53	15	2	1		42	29		71
Gay Pride Festival	27	48	1	2	23	43	9	3	78
High school classroom	21	17		1	38	1			39
Juvenile detention center	7	12			17	1		1	19
Local restaurant	4	3			1	2	4		7
Social Media	4	1				4	1		5

Question Group 1, Questions 1 to 4

	Gender				Age				All
	Female	Male	No response	Other	17 or Younger	18-25	26 or Older	No response	
Q 1.1 I would likely seek an STD test : If I had a new sexual partner									
Not Answered	2	2		1	2	1	2		5
Extremely Likely	43	39		1	21	44	16	2	83
Likely	57	54	8	2	39	56	22	4	121
No Opinion\ Uncertain	4	7	2		6	4	1	2	13
Unlikely	33	25	1		15	28	14	2	59
Extremely Unlikely	5	12	2		11	6		2	19
Q 1.2 I would likely seek an STD test : If I showed symptoms of an STD									
Not Answered		1			1				1
Extremely Likely	121	103	6	2	60	117	50	5	232
Likely	13	19	2	1	16	14	3	2	35
No Opinion\ Uncertain	2	2	2	1	2	1	1	3	7
Unlikely		5			4	1			5
Extremely Unlikely	8	9	3		11	6	1	2	20
Q 1.3 I would likely seek an STD test : If I had unprotected intercourse									
Not Answered	1	4			2	3			5
Extremely Likely	48	55	1	3	31	51	22	3	107
Likely	49	42	7	1	30	46	18	5	99
No Opinion\ Uncertain	7	4	2		3	6	2	2	13
Unlikely	31	20	1		16	27	9		52
Extremely Unlikely	8	14	2		12	6	4	2	24
Q 1.4 I would likely seek an STD test : If I had intercourse with someone I do not know									
Not Answered		2	1		1	1		1	3
Extremely Likely	88	62	3	2	47	76	29	3	155
Likely	29	40	6	1	20	35	16	5	76
No Opinion\ Uncertain	7	5	1	1	6	4	3	1	14
Unlikely	14	19	1		7	21	6		34
Extremely Unlikely	6	11	1		13	2	1	2	18

Question Group 1, Questions 5 to 8

	Gender				Age				All
	Female	Male	No response	Other	17 or Younger	18-25	26 or Older	No response	
Q 1.5 I would likely seek an STD test : If I had intercourse while intoxicated									
Not Answered		4			2	2			4
Extremely Likely	54	49	4	2	40	49	17	3	109
Likely	46	32	5	1	23	40	17	4	84
No Opinion\ Uncertain	10	5	2	1	7	6	3	2	18
Unlikely	28	38	1		12	39	15	1	67
Extremely Unlikely	6	11	1		10	3	3	2	18
Q 1.6 I would likely seek an STD test : If I had intercourse with more than one person at a time									
Not Answered	1	4	2		2	3		2	7
Extremely Likely	77	54	5	3	45	60	30	4	139
Likely	39	41	4	1	23	44	14	4	85
No Opinion\ Uncertain	8	5	1		3	6	4	1	14
Unlikely	11	26			9	21	7		37
Extremely Unlikely	8	9	1		12	5		1	18
Q 1.7 I would likely seek an STD test : If a condom broke during intercourse									
Not Answered		1			1				1
Extremely Likely	50	56	3	3	29	57	22	4	112
Likely	47	39	4		33	38	17	2	90
No Opinion\ Uncertain	6	4	1		3	6	1	1	11
Unlikely	33	23	3	1	14	32	12	2	60
Extremely Unlikely	8	16	2		14	6	3	3	26
Q 1.8 I would likely seek an STD test : If I found a genital wart									
Not Answered	1	1			1		1		2
Extremely Likely	114	102	7	2	58	114	47	6	225
Likely	13	20	3		14	14	5	3	36
No Opinion\ Uncertain	5	2		2	7	2			9
Unlikely	5	4			5	2	1	1	9
Extremely Unlikely	6	10	3		9	7	1	2	19

Question Group 1, Questions 9 to 12

	Gender				Age				All
	Female	Male	No response	Other	17 or Younger	18-25	26 or Older	No response	
Q 1.9 I would likely seek an STD test : If I got a cold sore around my mouth									
Not Answered	1	2			1	2			3
Extremely Likely	36	41	3	1	22	45	12	2	81
Likely	29	28	3	1	20	22	16	3	61
No Opinion\ Uncertain	4	5			3	6			9
Unlikely	53	34	2		26	43	17	3	89
Extremely Unlikely	21	29	5	2	22	21	10	4	57
Q 1.10 I would likely seek an STD test : If my roommate or friend has an STD									
Not Answered	2	2			2	1	1		4
Extremely Likely	19	25	2	2	19	23	4	2	48
Likely	35	25	6		25	28	8	5	66
No Opinion\ Uncertain	3	5			1	4	3		8
Unlikely	55	44	3	1	28	49	24	2	103
Extremely Unlikely	30	38	2	1	19	34	15	3	71
Q 1.11 I would likely seek an STD test : If my partner has an STD									
Not Answered	3	2			4		1		5
Extremely Likely	125	101	7	3	65	121	45	5	236
Likely	7	16	1		7	7	8	2	24
No Opinion\ Uncertain	1	5		1	4	3			7
Unlikely	1	3			2	2			4
Extremely Unlikely	7	12	5		12	6	1	5	24
Q 1.12 I would likely seek an STD test : If my partner had intercourse with someone else									
Not Answered	1	4			3	2			5
Extremely Likely	83	50	6	3	32	71	34	5	142
Likely	36	56	2		34	43	16	1	94
No Opinion\ Uncertain	1	7	1		3	5		1	9
Unlikely	19	13	2	1	14	14	4	3	35
Extremely Unlikely	4	9	2		8	4	1	2	15

Question Group 1, Questions 13 to 16

	Gender				Age				All
	Female	Male	No response	Other	17 or Younger	18-25	26 or Older	No response	
Q 1.13 I would likely seek an STD test : If I had protected anal intercourse									
Not Answered	2	4			3	3			6
Extremely Likely	24	25	4	2	16	24	10	5	55
Likely	22	30	3		14	26	12	3	55
No Opinion\ Uncertain	21	10			6	15	10		31
Unlikely	54	39	4	1	28	52	16	2	98
Extremely Unlikely	21	31	2	1	27	19	7	2	55
Q 1.14 I would likely seek an STD test : If I had unprotected anal intercourse									
Not Answered	2	3	1		4	2			6
Extremely Likely	54	58	4	3	36	55	24	4	119
Likely	30	34	4		18	34	13	3	68
No Opinion\ Uncertain	23	10			6	17	10		33
Unlikely	19	19	2		11	21	5	3	40
Extremely Unlikely	16	15	2	1	19	10	3	2	34
Q 1.15 I would likely seek an STD test : If I had unprotected oral intercourse									
Not Answered	2	3			3	2			5
Extremely Likely	32	16	2	2	20	19	11	2	52
Likely	33	32	3	1	19	34	14	2	69
No Opinion\ Uncertain	9	4			5	5	3		13
Unlikely	41	51	5		25	50	17	5	97
Extremely Unlikely	27	33	3	1	22	29	10	3	64
Q 1.16 I would likely seek an STD test : If I found out I or my partner was pregnant									
Not Answered	4	3			2	5			7
Extremely Likely	42	25	1	2	26	26	16	2	70
Likely	29	23	4	1	24	23	9	1	57
No Opinion\ Uncertain	14	29	3	1	4	27	12	4	47
Unlikely	38	36	4		20	41	13	4	78
Extremely Unlikely	17	23	1		18	17	5	1	41

Question Group 3, Questions 1 to 4

	Gender				Age				All
	Female	Male	No response	Other	17 or Younger	18-25	26 or Older	No response	
Q 3.1 If I was seeking an STD test : I would not know where to go to get tested									
Not Answered	4	5		2	4	5	1	1	11
Strongly Agree	3	8		1	6	6			12
Agree	22	35	3		30	23	5	2	60
No Opinion\ Uncertain	2	2			3	1			4
Disagree	46	36	3	1	32	38	14	2	86
Strongly Disagree	67	53	7		19	66	35	7	127
Q 3.2 If I was seeking an STD test : I would worry about the cost of an STD test									
Not Answered	4	5	1	2	4	5	1	2	12
Strongly Agree	21	22	1	1	15	25	4	1	45
Agree	49	35	3	1	35	36	15	2	88
No Opinion\ Uncertain		5	1		2	2	1	1	6
Disagree	44	37	4		27	38	17	3	85
Strongly Disagree	26	35	3		11	33	17	3	64
Q 3.3 If I was seeking an STD test : I would worry the STD medical exam may cause me pain or discomfort									
Not Answered	8	8		2	7	9	1	1	18
Strongly Agree	8	5	1	1	7	7		1	15
Agree	38	26	5		29	29	7	4	69
No Opinion\ Uncertain	2	3			2	2	1		5
Disagree	53	48	4		32	48	22	3	105
Strongly Disagree	35	49	3	1	17	44	24	3	88
Q 3.4 If I was seeking an STD test : It would be embarrassing to inform my partners of my STD results									
Not Answered	6	7	2	2	5	7	2	3	17
Strongly Agree	38	26	2		24	31	8	3	66
Agree	55	45	6		33	45	25	3	106
No Opinion\ Uncertain	3	4	1	1	3	4	1	1	9
Disagree	28	24		1	18	28	7		53
Strongly Disagree	14	33	2		11	24	12	2	49

Question Group 3, Questions 5 to 8

	Gender				Age				All
	Female	Male	No response	Other	17 or Younger	18-25	26 or Older	No response	
Q 3.5 If I was seeking an STD test : I would worry about my partner's reaction if I informed them I have a positive STD result									
Not Answered	5	6		2	4	7	1	1	13
Strongly Agree	56	40	2	1	39	46	12	2	99
Agree	54	50	7		30	51	24	6	111
No Opinion\ Uncertain	1	5	1	1	2	3	2	1	8
Disagree	16	19			10	18	7		35
Strongly Disagree	12	19	3		9	14	9	2	34
Q 3.6 If I was seeking an STD test : The fear of receiving a positive STD result would keep me from getting tested for STDs									
Not Answered	5	5		2	4	5	2	1	12
Strongly Agree	9	14			10	12	1		23
Agree	17	27	4		18	22	5	3	48
No Opinion\ Uncertain	5	5	1		6	2	2	1	11
Disagree	62	37	2	2	34	46	22	1	103
Strongly Disagree	46	51	6		22	52	23	6	103
Q 3.7 If I was seeking an STD test : I would worry about my STD test results not being kept confidential									
Not Answered	4	7	1	2	4	7	1	2	14
Strongly Agree	12	13	1		12	12	2		26
Agree	32	20	3		23	22	8	2	55
No Opinion\ Uncertain	3	3			5	1			6
Disagree	49	38	4	1	25	44	20	3	92
Strongly Disagree	44	58	4	1	25	53	24	5	107
Q 3.8 If I was seeking an STD test : Lack of access to a clinic could keep me from getting tested for STDs									
Not Answered	7	7	1	2	6	8	2	1	17
Strongly Agree	14	11	1		9	11	5	1	26
Agree	31	30	3	1	26	28	9	2	65
No Opinion\ Uncertain	3	2			3	1	1		5
Disagree	49	43	3		34	42	16	3	95
Strongly Disagree	40	46	5	1	16	49	22	5	92

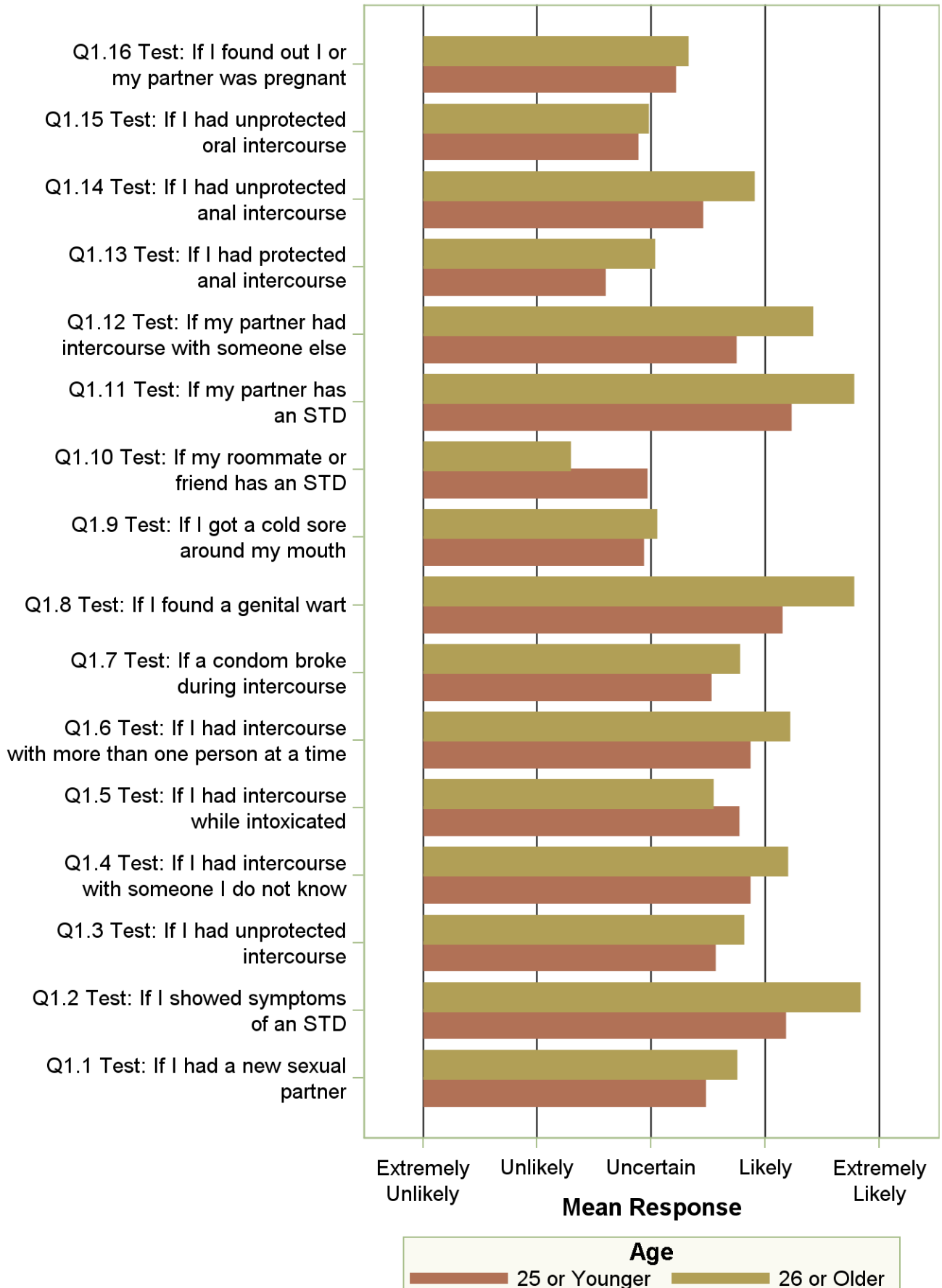
Question Group 3, Questions 9 to 12

	Gender				Age				All
	Female	Male	No response	Other	17 or Younger	18-25	26 or Older	No response	
Q 3.9 If I was seeking an STD test : I would worry about family members finding out that I was tested for STDs									
Not Answered	5	6		2	5	6	1	1	13
Strongly Agree	23	22	2		21	25		1	47
Agree	38	31	3		22	38	8	4	72
No Opinion\ Uncertain	2	1			2		1		3
Disagree	44	40	1		30	36	19		85
Strongly Disagree	32	39	7	2	14	34	26	6	80
Q 3.10 If I was seeking an STD test : I would worry about people I know seeing me at a clinic where STD testing is done									
Not Answered	4	7		2	5	6	1	1	13
Strongly Agree	21	16	3		17	19	1	3	40
Agree	48	29	2		30	34	13	2	79
No Opinion\ Uncertain		2			2				2
Disagree	38	42	4		21	43	18	2	84
Strongly Disagree	33	43	4	2	19	37	22	4	82
Q 3.11 If I was seeking an STD test : I would worry about my testing information being mailed to my address									
Not Answered	5	7		2	7	5	1	1	14
Strongly Agree	17	9	3		14	11	1	3	29
Agree	37	27	2		22	39	3	2	66
No Opinion\ Uncertain	1	1	1		1		1	1	3
Disagree	54	44	3	1	36	41	23	2	102
Strongly Disagree	30	51	4	1	14	43	26	3	86
Q 3.12 If I was seeking an STD test : My religious and/or cultural beliefs could keep me from being tested for STDs									
Not Answered	4	6		2	5	5	1	1	12
Strongly Agree	3	4			4	2	1		7
Agree	7	9	2		8	8		2	18
No Opinion\ Uncertain	6	3			4	4	1		9
Disagree	42	35	3		30	29	18	3	80
Strongly Disagree	82	82	8	2	43	91	34	6	174

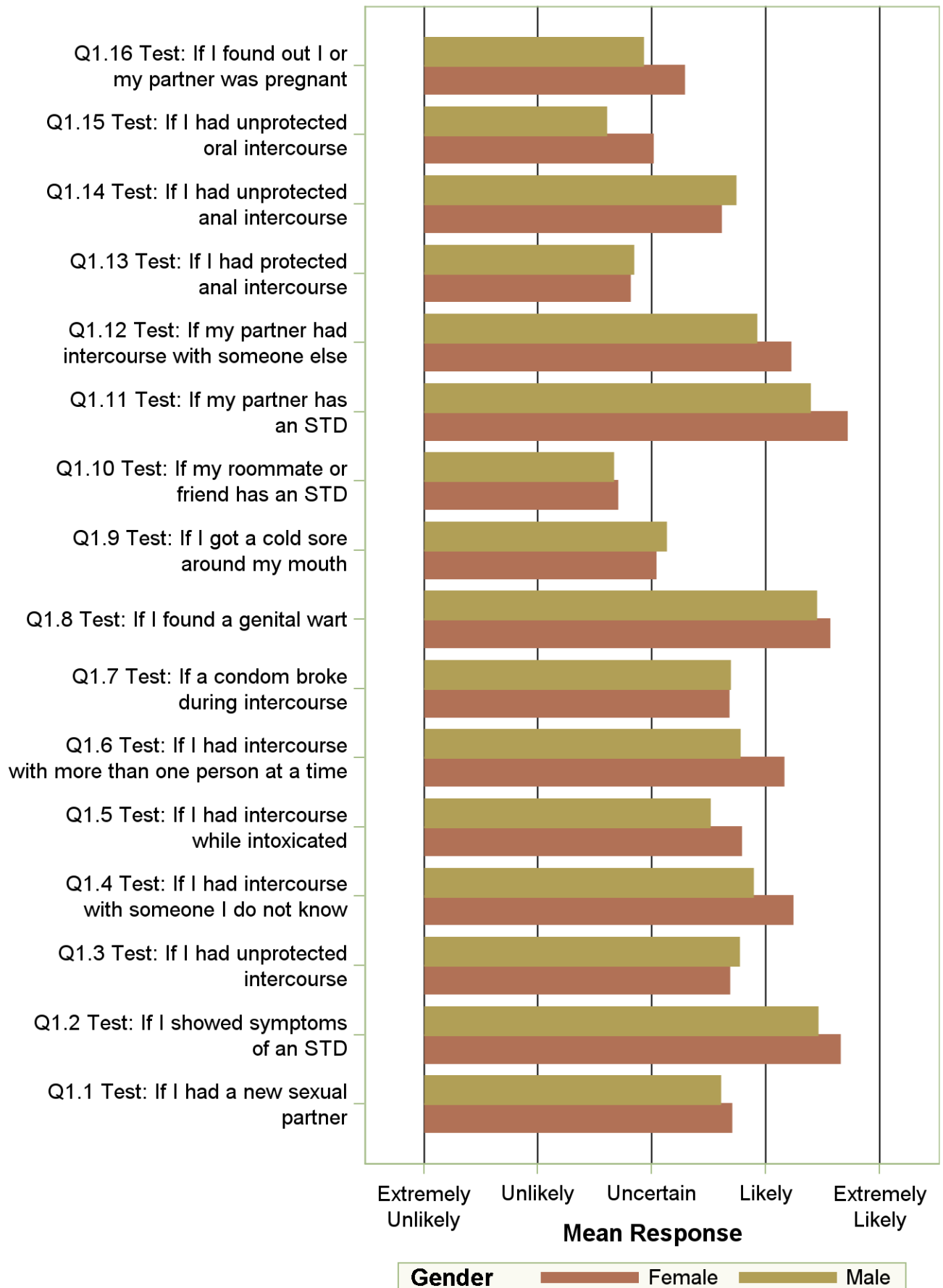
Question Group 3, Questions 13

	Gender				Age				All
	Female	Male	No response	Other	17 or Younger	18-25	26 or Older	No response	
Q 3.13 If I was seeking an STD test : I would not feel comfortable talking about my sex life with people I don't know									
Not Answered	7	6		2	6	5	3	1	15
Strongly Agree	11	15	1		13	10	3	1	27
Agree	33	31	4		28	26	10	4	68
No Opinion\ Uncertain	3	3		1	3	3	1		7
Disagree	46	35	3	1	20	49	16		85
Strongly Disagree	44	49	5		24	46	22	6	98

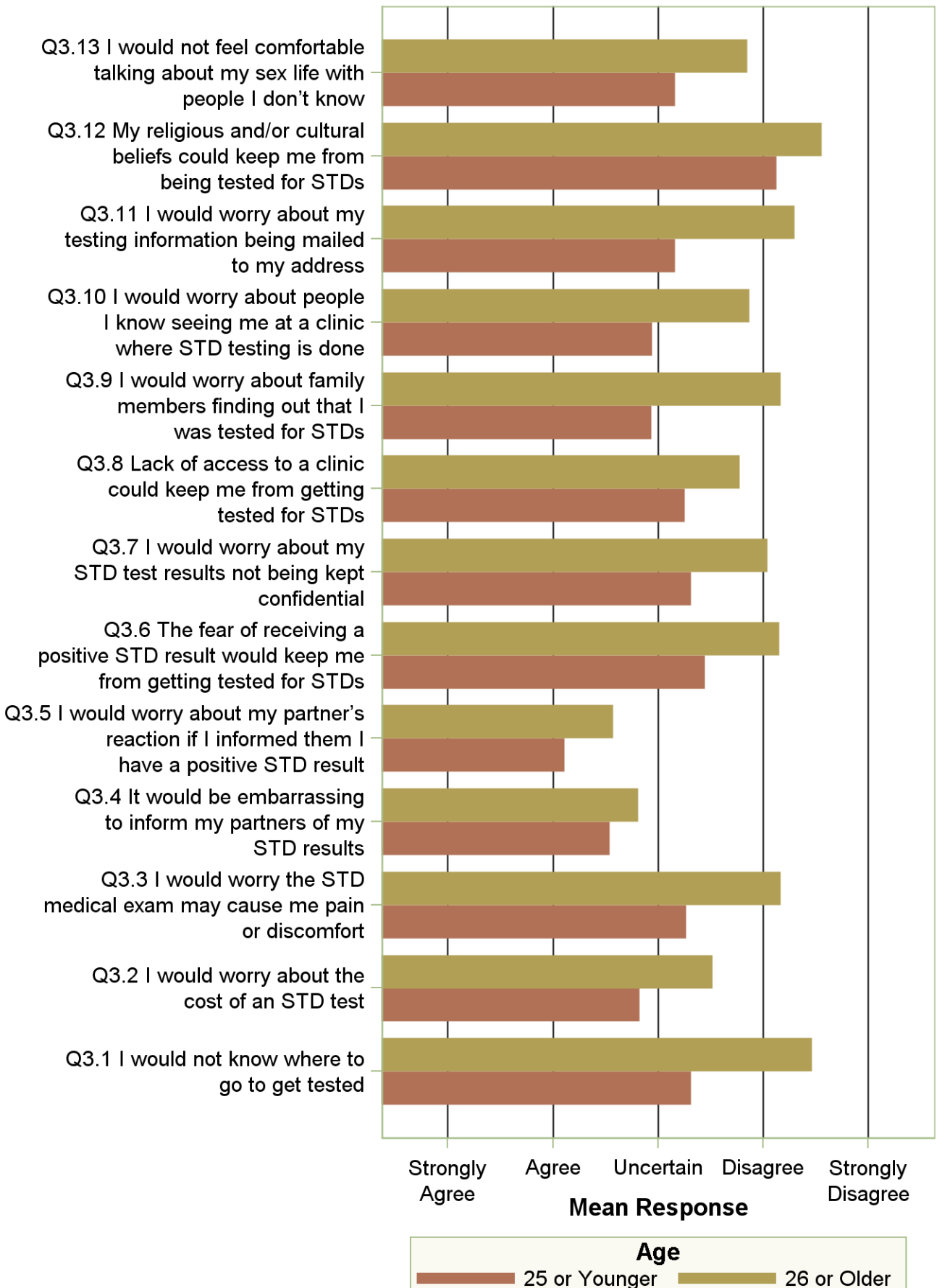
Group One Questions by Age Groups



Group One Questions by Gender



Group Three Questions by Age Groups



Group Three Questions by Gender

