

HIV Sexual Risk Factors among Heterosexual and Bisexual Black Women (aged 18-44 years) in the US: Results from the National Survey of Family Growth, 2006-2013

Lisa L. Lindley, DrPH, MPH, CHES¹, Katrina Walsemann, PhD, MPH², and Erica Street, MPH¹

1. Department of Global and Community Health, George Mason University, Fairfax, VA, 2. Department of Health Promotion, Education, and Behavior, Arnold School of Public Health, University of South Carolina, Columbia, SC

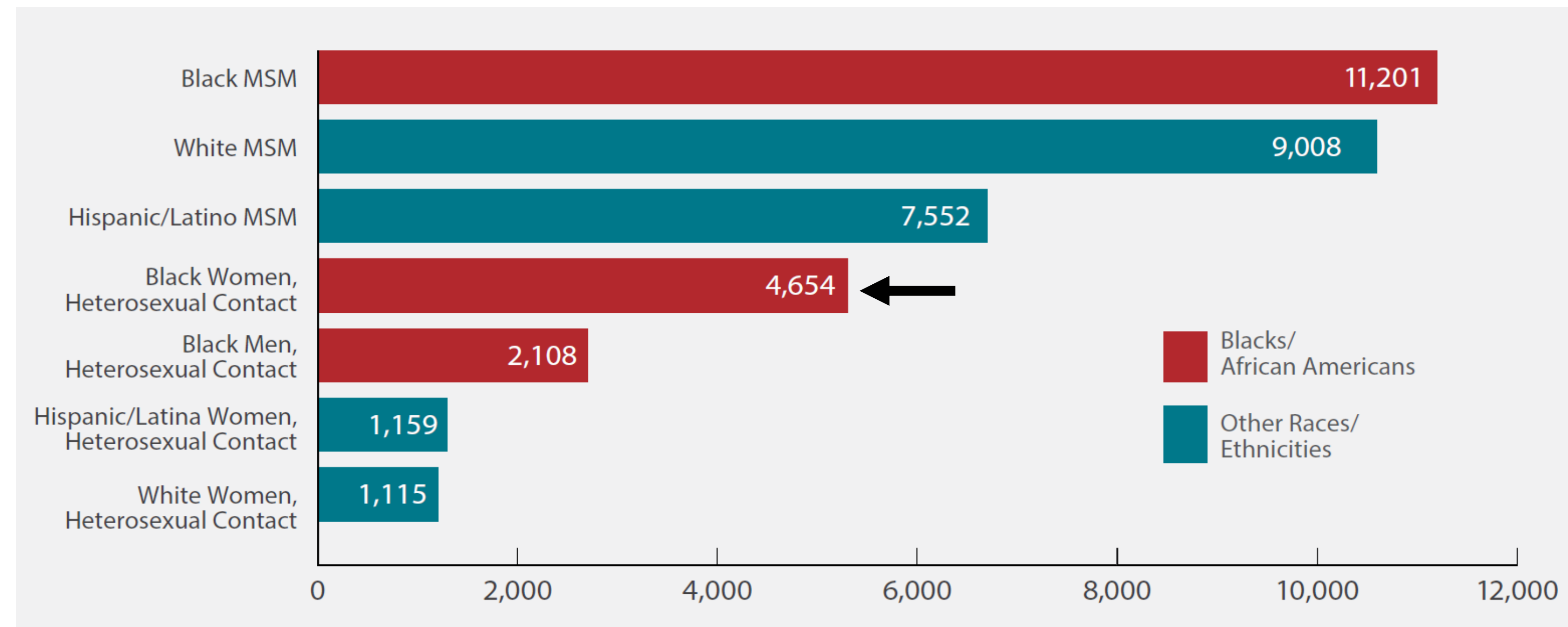
INTRODUCTION:

- After men who have sex with men (MSM), Black women infected through “heterosexual contact” report the most cases of HIV in the U.S.¹
- Unlike men, however, women’s sexual identity (lesbian, gay, bisexual, etc.) or sex with female partners is not considered in STD surveillance.²⁻⁴
- Yet, bisexual women and women who have sex with both men and women (WSMW) regardless of sexual identity have been shown to be at greater risk for STDs than heterosexual women and women who only have sex with men.⁵⁻⁷

PURPOSE:

- To compare HIV sexual risk factors (past year) among Black women (aged 18-44 years) who had sex with a man in the past year (“heterosexual contact”) by sexual orientation (sexual identity and sexual attraction).

Estimated New HIV Diagnoses in the United States for the Most-Affected Subpopulations, 2014¹

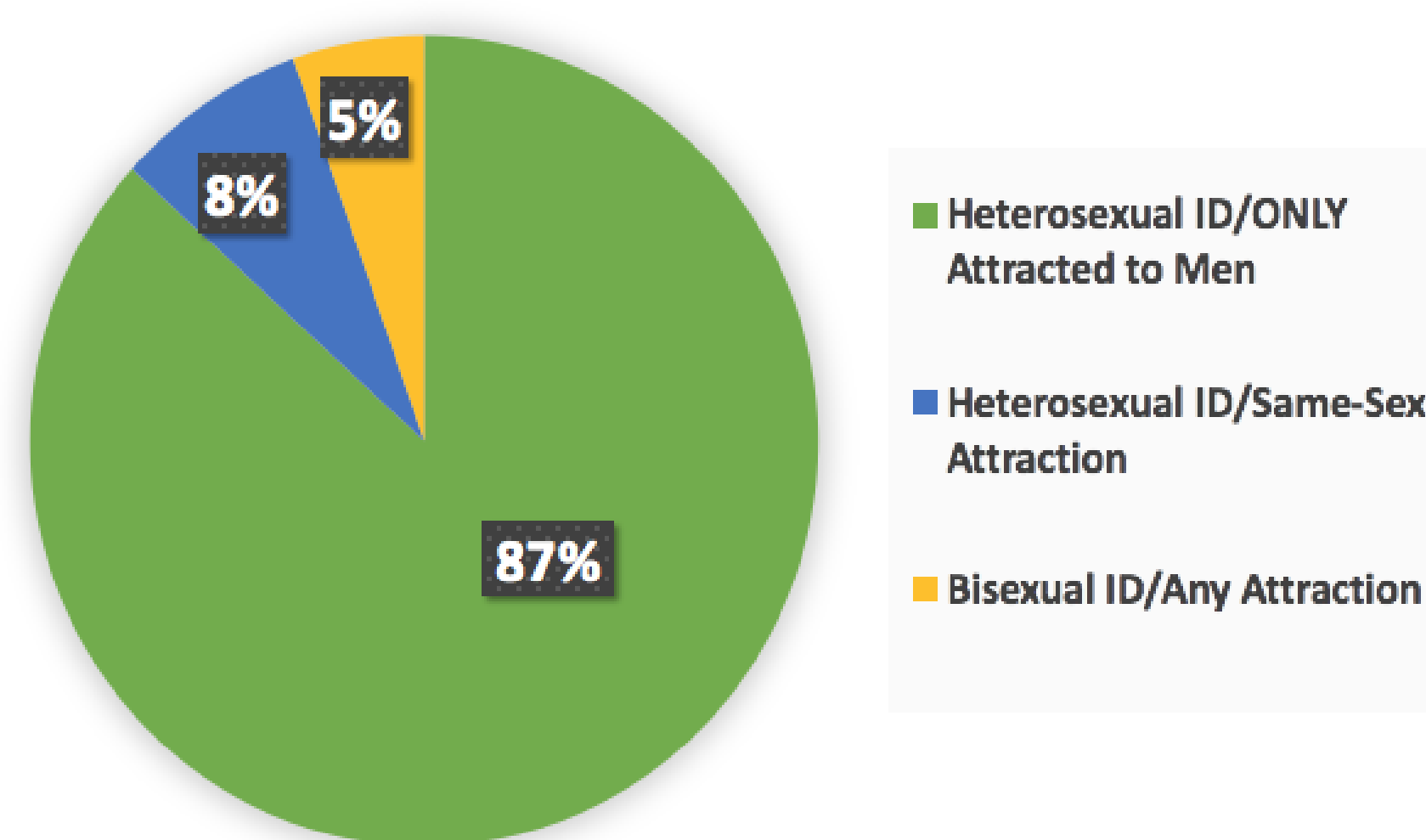


HIV Sexual Risk Factors (past year) among Black Women (aged 18-44 years) who had Sex with a Man (past year) by Sexual Identity and Attraction, National Survey of Family Growth, 2006-2013

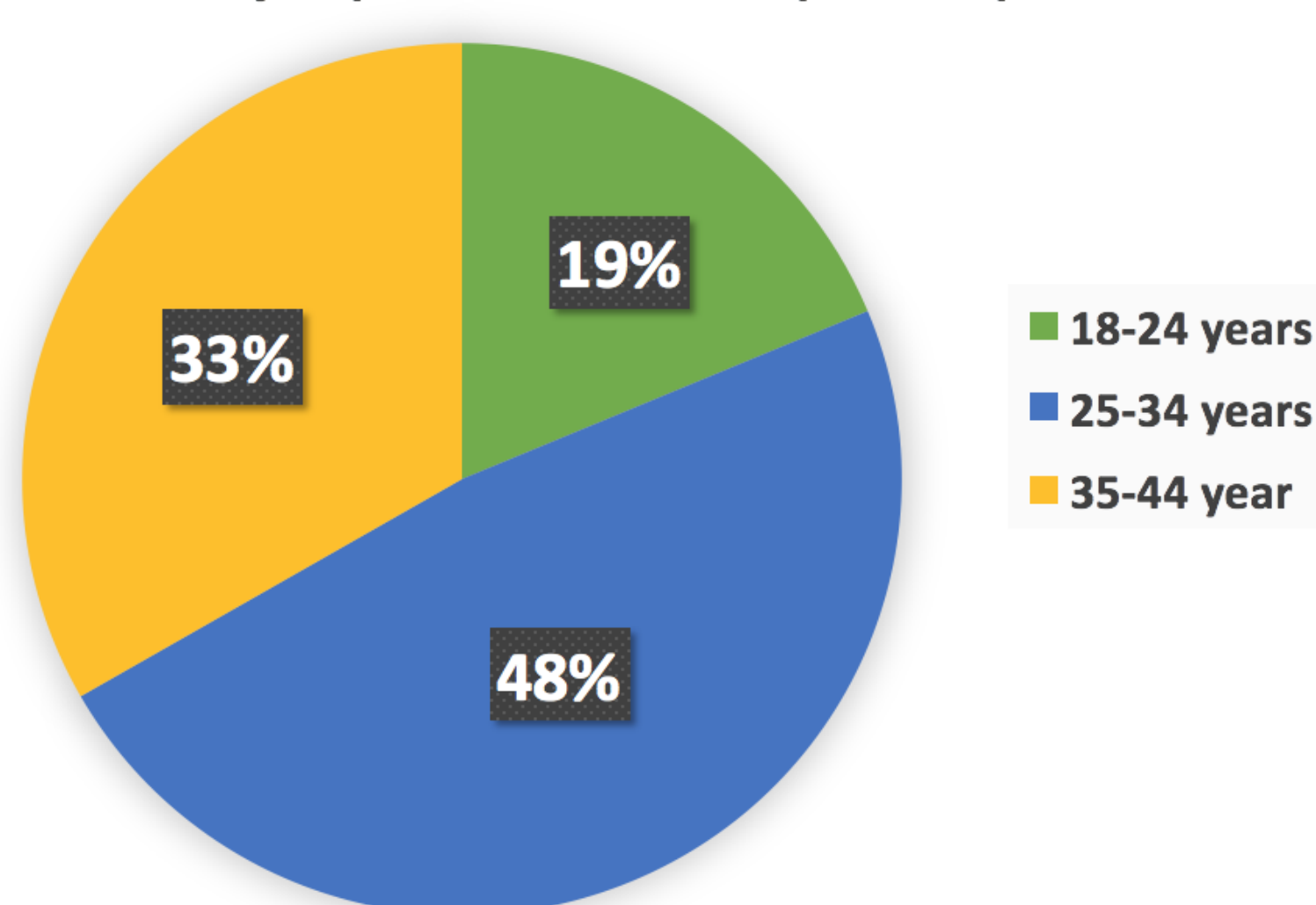
HIV Sexual Risk Factor (past year)	Sexual Identity & Attraction			
	Total Population (n=6,878) n (%)	Heterosexual ID/ Men ONLY ^a (n=5,964) n (%)	Heterosexual ID/ Same-Sex Attraction ^b (n=545) n (%)	Bisexual ID/ Any Attraction ^c (n=369) n (%)
3+ Male Sex Partners***	507 (7.4)	337 (5.7)	109 (20.0)	61 (16.5)
Bisexual Male Sex Partner	111 (1.6)	96 (1.6)	9 (1.7)	6 (1.6)
Non-Monogamous Male Sex Partner***	1409 (20.5)	1063 (17.8)	194 (35.6)	152 (41.2)
Sex w/Male IDU**	63 (0.9)	47 (0.8)	7 (1.3)	9 (2.4)
Exchanged \$ or Drugs for Sex w/Male***	173 (2.5)	69 (1.2)	53 (9.7)	51 (13.8)
Sex w/HIV+ Male Partner	19 (0.3)	16 (0.3)	3 (0.3)	0 (-)
Anal Intercourse with Male Partner***	1108 (16.1)	837 (14.0)	159 (29.2)	112 (30.4)
Had an STD*	578 (8.4)	481 (8.1)	63 (11.6)	34 (9.2)
Had 1+ HIV Sexual Risk Factor***	2711 (39.4)	2130 (35.7)	348 (63.9)	233 (63.1)
Had 2+ HIV Sexual Risk Factors***	907 (13.2)	629 (10.5)	158 (29.0)	120 (32.5)

NOTE: Sexual Identity & Attraction Categories: a = Heterosexual Identity, Only Attracted to Men; b = Heterosexual Identity, Some Same-Sex Attraction; c = Bisexual Identity, Any Attraction (Only attracted to men; Mostly attracted to men, occasionally attracted to women; Attracted to Men and Women Equally; Mostly attracted to women, occasionally attracted to men; and Only attracted to women). IDU = Injection Drug User. HIV = Human Immunodeficiency Virus. STD = Sexually Transmitted Disease. *p<.05; **p<.01; ***p<.001.

Sexual Identity & Attraction of Black Women who had Sex with a Man (past year), NSFG 2006-2013 (n=6,878)



Age of Black Women who had Sex with a Man (past year), NSFG 2006-2013 (n=6,878)



METHODS:

- We conducted a secondary analysis of the National Survey of Family Growth, 2006-2013 data.
- The sample was restricted to Black women (aged 18-44 years) who had any kind of sex with a man (“heterosexual contact”) in the past year; lesbians were excluded (due to data sparseness) (n=6,878).
- Women were asked whether or not they engaged in the following behaviors (past year) and if they had an STD (past year):
 - Had 3+ male sex partners;
 - Had sex with a man who had had a male sex partner (Bisexual male);
 - Had a non-monogamous male sex partner;
 - Had sex with a male IDU;
 - Exchanged \$ or drugs for sex w/a male;
 - Had sex with an HIV+ male partner; and
 - Had anal intercourse with a male partner.
- Women who reported 1+ and 2+ HIV Sexual Risk Factors (past year) were compared by sexual orientation (using a measure that combined self-reported sexual identity and attraction).
- Weighted multivariate logistic regression analyses were conducted to identify factors associated with having 2+ HIV sexual risk factors (past year) among Black women by sexual orientation.

Weighted Logistic Regression: Having 2+ HIV Sexual Risk Factors (past year) among Black Women (aged 18-44 years) who had Sex with a Man (past year), NSFG 2006-2013 (n=6,878)

	Model 1 OR (95% CI)	Model 2 OR (95% CI)	Model 3 OR (95% CI)
Sexual Identity & Attraction:			
Heterosexual ID/ONLY Attracted to Men	1.00 (Reference)	1.00 (Reference)	1.00 (Reference)
Heterosexual ID/Same-Sex Attraction	2.21 (2.20, 2.22)***	1.88 (1.87, 1.89)***	1.17 (1.16, 1.18)***
Bisexual ID/Any Attraction	3.94 (3.92, 3.96)***	3.77 (3.75, 3.79)***	1.79 (1.77, 1.80)***
Age:			
18-24 years		2.16 (2.15, 2.17)***	1.85 (1.84, 1.86)***
25-34 years		1.32 (1.32, 1.33)***	1.26 (1.26, 1.27)***
35-44 years		1.00 (Reference)	1.00 (Reference)
Income:			
<100% Poverty Level		1.11 (1.11, 1.12)***	1.04 (1.04, 1.05)***
100%+ Poverty Level		1.00 (Reference)	1.00 (Reference)
Female Sex Partner (past year):			
No			1.00 (Reference)
Yes			4.92 (4.88, 4.95)***
Age 1st Sexual Intercourse:			
13 years or younger			1.78 (1.77, 1.79)***
14-15 years			1.69 (1.68, 1.70)***
16-17 years			1.21 (1.20, 1.22)***
18 years or older			1.00 (Reference)
Ever Forced to Have Sex:			
No			1.00 (Reference)
Yes			1.31 (1.31, 1.32)***

NOTES: OR=Odds Ratio; CI=Confidence Interval; ***p<.001

DISCUSSION:

- Bisexual women and heterosexual-identified women who had same-sex attractions:**
 - Were more likely to report **2+ HIV sexual risk factors (past year)** than heterosexual-identified women only attracted to men; and
 - Accounted for nearly one-third (31%)** of Black women reporting 2+ HIV sexual risk factors, while representing only 13% of Black women.
- Black women who had sex with a female partner (past year)** had **4.9 times** greater odds of reporting **2+ HIV sexual risk factors** (past year).
 - 40%** of bisexual women, **17%** of heterosexual-identified women with same-sex attractions, and **1%** of heterosexual-identified women only attracted to men had sex w/a female (past year).

CONCLUSIONS:

- “Heterosexual contact” is too broad a category for STD/HIV surveillance among women.
- Additional categories, such as “**women who identify as bisexual or report having both male and female sex partners (WSMW),**” should be included.

REFERENCES:

- CDC. Diagnoses of HIV infection in the United States and dependent areas, 2014. *HIV Surveillance Report* 2015; vol 26.
- CDC. HIV/AIDS among women who have sex with women. *CDC HIV/AIDS Fact Sheet*, 2006. <http://www.cdc.gov/hiv/topics/women/resources/factsheets/wsw.htm>.
- Marrazzo JM. Barriers to infectious disease care among lesbians. *Emerging Infectious Diseases*. 2004; 10(11):1974–1978.
- Lansky A et al., A method for classification of HIV exposure cate- gory for women without HIV risk information. *Morbidity and Mortality Weekly Report*, 2001, Vol. 50, No. RR-6.
- Muzny CA, Sunesara IR, Martin DH, et al. Sexually transmitted infections and risk behaviors among African American women who have sex with women: does sex with men make a difference? *Sex Transm Dis* 2011;38:1118–25.
- Lindley L, Walsemann K, Carter J. Invisible and at-risk: STDs among young adult sexual minority women in the U.S. *Perspectives on Sexual & Repro Health*. 2013; 45(2):66-73.
- Lindley L et al., STDs among sexually active female college students: Does sexual orientation make a difference? *Perspectives on Sexual & Repro Health*, 2008, 40(4):212–217.